

Network Schematic

OPTION A | Hardwired to internal network, with a separate guest subnet


Technical Notes:

- wePresent is hardwired to the network
- wePresent receives an IP from the network
- wePresent's WiFi SSID broadcast is disabled
- wePresent's DHCP server is turned off
- Internal users connect to company WiFi
- Guest users connect to company Guest WiFi


INTERNET



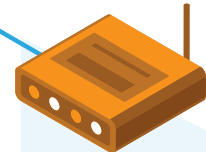
COMPANY LAN




WAP INTERNAL



WAP GUEST



wePresent



wePresent is hard-wired to internal network

HDMI

VGA

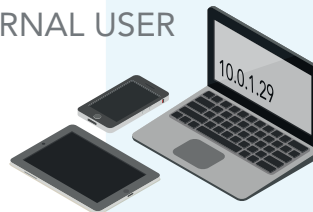
DISPLAY



4 DIGIT CODE

IP ADDRESS (SAMPLE)

INTERNAL USER



GUEST



STEPS FOR INTERNAL USER:

- 1 - Connect to internal network
- 2 - Install wP software
- 3 - Launch software
- 4 - Select wP device from the list
- 5 - Enter 4-digit code
- 6 - Present

STEPS FOR GUEST:

- 1 - Connect to guest network
- 2 - Use USB guest .exe software
- 3 - Manually enter ip address
- 4 - Enter 4-digit code
- 5 - Present

