

How to check firmware version?

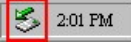
1. After press power button , you will see pqi logo first .Then into main window.



2. Press "M" button , and move it to right. You will see firmware version. (see Pictures below.)



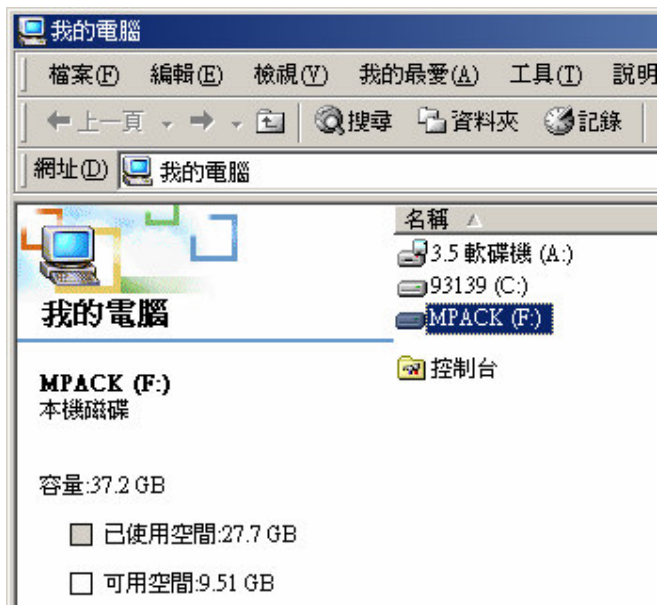
How to update firmware ?

(a) After usb cable connect to **mPack** (see Picture 1) until see  at right corner of Pc , then into < My Computer > folder with double click mouse. You will see a new device . (see Picture 2)

Picture (1)

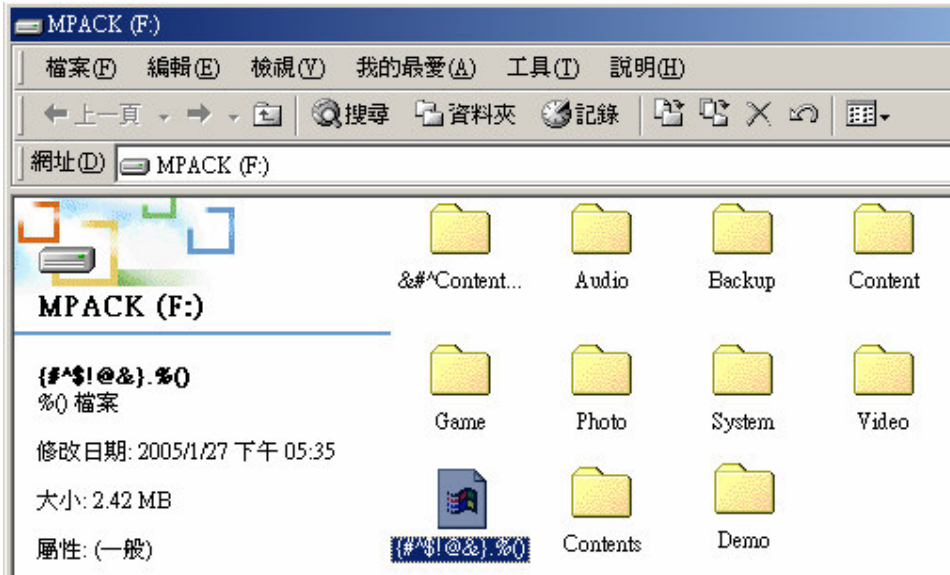


Picture 2.

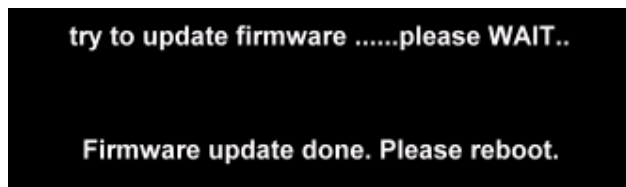


(b) Unzip firmware you download and Copy it to F:\ (see picture 3)

Picture 3.



(C) Close mPack device window , then safe remove Usb device and reboot mPack .You will see the message below . (Waiting 30 - 50 seconds left)



(D) Reboot again ,You will see the version.

