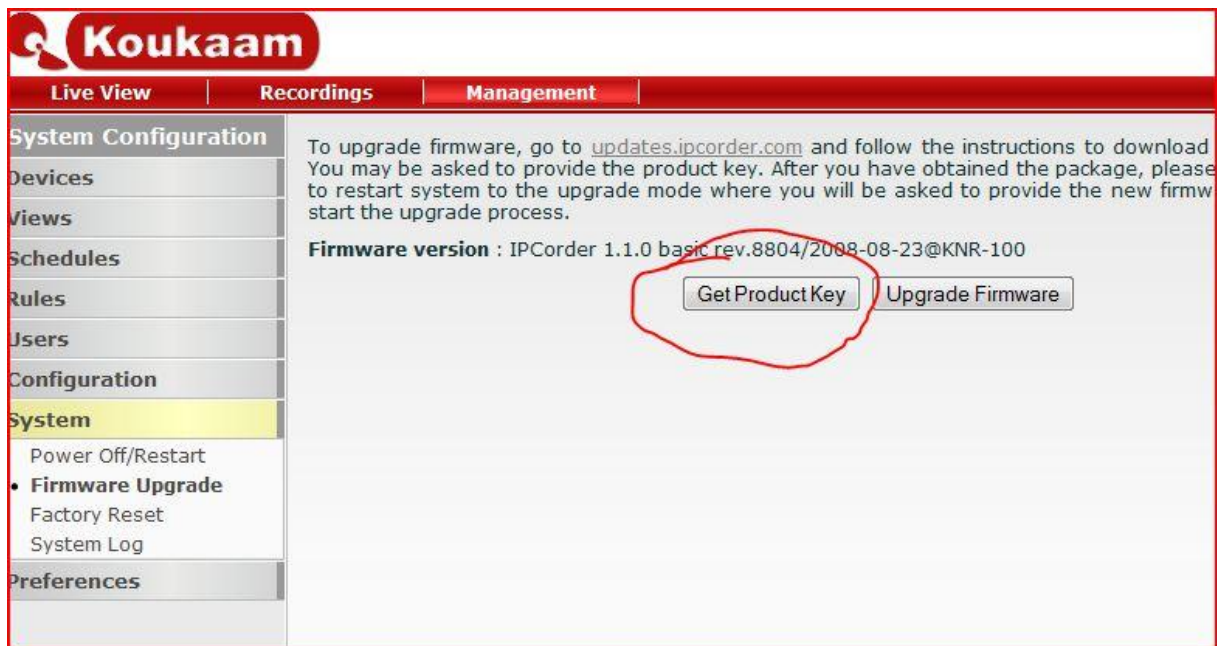


Przechodzimy do zakładki Firmware Upgrade Klikamy na przycisk Get Product Key



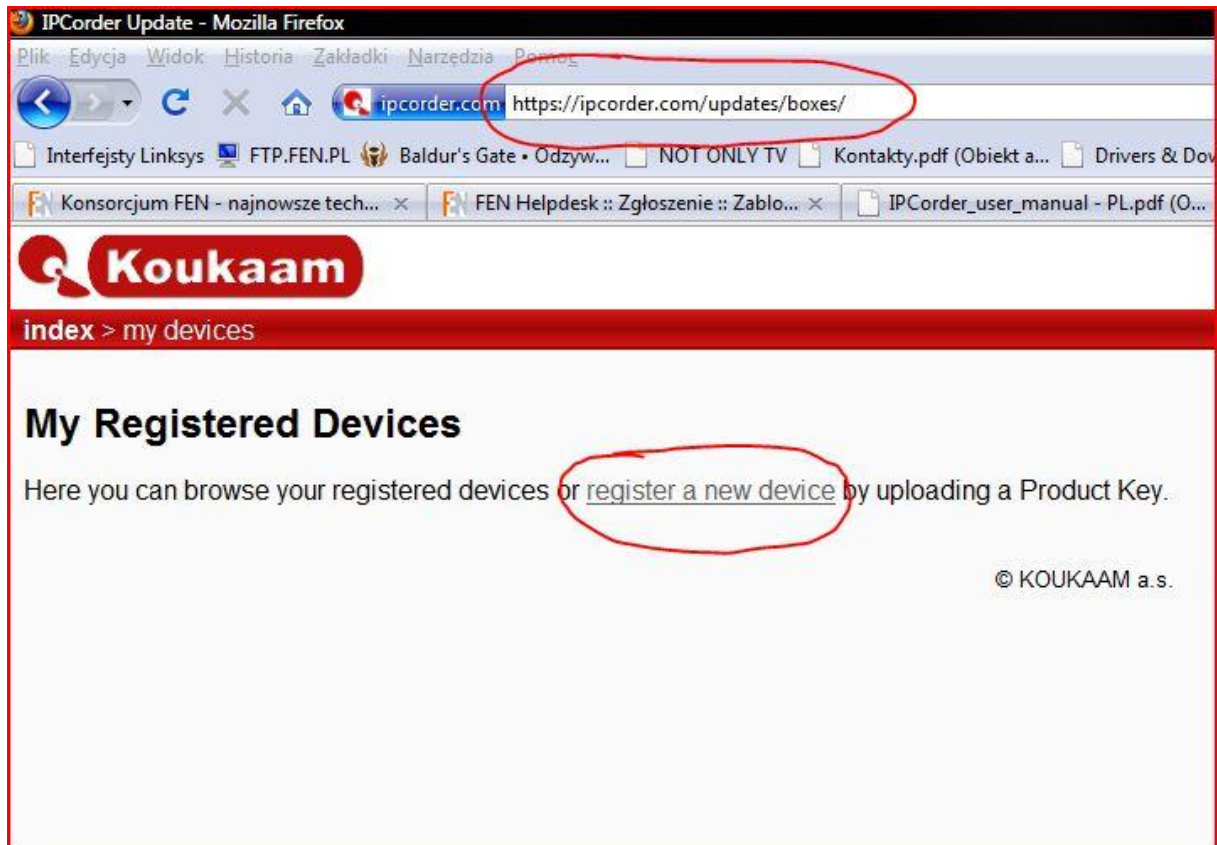
Zapisujemy plik na dysku



Logujemy się na stronie <https://ipcorder.com/updates/>

Klikamy na link **My Devices** (prawy górny róg obok loginu)

Klikamy register a New device



W pole Device Name wpisujemy nazwę urządzenia


W polu product key file. Podajemy ścieżkę do pliku product.key który wcześniej został wygenerowany

The screenshot shows the 'New Device' upload page on the Koukaam website. The page has a red header with the breadcrumb 'index > my devices > upload' and the user name 'adam.radziejewski -- my devices | documents | preferen'. The main content area is titled 'New Device' and contains the following text: 'Here you can upload new Product Key. You can obtain your key from *Update firmware* page of your IPCorder device'. There are two input fields: 'Device Name:' with the value 'KNR100' and 'Product Key File:' which is currently empty. A red circle highlights the 'Przeglądaj...' (Browse...) button next to the 'Product Key File' field. Below the input fields is an 'Upload' button. At the bottom of the page, there is a link: 'Can't get product key from KNR-100? You can download [system part of the firmware](#) without uploading the pro...'. Overlaid on the right side of the page is a Windows Explorer window titled 'Wysyłanie pliku' (File Upload) showing a folder named 'Nowy folder'. The window lists several files, with 'product.key' (1,22 KB) highlighted by a red circle. Other files include 'MES code' (181 KB), 'Na Serwis' (109 KB), 'RouterNetiaben' (95,5 KB), 'SD card' (182 KB), and 'testy_PQI' (11,9 KB). The 'Nazwa pliku:' field at the bottom of the Explorer window contains 'product.key'.

Klikamy przycisk Upload

This screenshot shows the Koukaam website after the 'Upload' button has been clicked. The page layout is identical to the previous screenshot, but the 'Product Key File' input field now contains the file path 'C:\Users\Adam\Desktop\'. A red circle highlights the 'Upload' button. The 'Przeglądaj...' button is still present next to the input field. The rest of the page content, including the header, footer, and the overlaid Explorer window, remains the same as in the previous image.

Klikamy przycisk Generate Firmware



index > my devices > KNR100 adam.radziej

Device Details: KNR100

- MAC: 00:08:54:A8:A2:22
- key uploaded: 2010-02-04 10:31:42
- key fingerprint: 9F:9F:1E, [replace key](#)
- platform: knr100
- variant: basic

Firmware Download

Here you can generate and download firmware for your device.

Version	Status	Release Notes	Firmware Download
1.2.2 2009-12-05, r14190	Latest stable version	czeski , angielski	Firmware not generated yet. <input type="button" value="Generate firmware"/>
1.3.0 Beta 1 2009-12-17, r14244	Testing version	czeski , angielski	Firmware not generated yet. <input type="button" value="Generate firmware"/>
1.2.1 2009-11-10, r13936	Past stable version	czeski , angielski	Firmware not generated yet. <input type="button" value="Generate firmware"/>
1.2.0 2009-06-29, r12512	Past stable version	czeski , angielski	Firmware not generated yet. <input type="button" value="Generate firmware"/>
1.1.3 2009-03-05, r10946	Past stable version	czeski , angielski	Firmware not generated yet. <input type="button" value="Generate firmware"/>
1.1.2			

akończono

Klikamy przycisk Download

Device Details: KNR100

- MAC: 00:08:54:A8:A2:22
- key uploaded: 2010-02-04 10:31:42
- key fingerprint: 9F:9F:1E, [replace key](#)
- platform: knr100
- variant: basic

Firmware Download

Here you can generate and download firmware for your device.

Version	Status	Release Notes	Firmware Download
1.2.2 2009-12-05, r14190	Latest stable version	czeski , angielski	Firmware ready for <u>download</u> .
1.3.0 Beta 1 2009-12-17, r14244	Testing version	czeski , angielski	Firmware not generated yet. <input type="button" value="Generate firmware"/>
1.2.1 2009-11-10, r13936	Past stable version	czeski , angielski	Firmware not generated yet. <input type="button" value="Generate firmware"/>
1.2.0 2009-06-29, r12512	Past stable version	czeski , angielski	Firmware not generated yet. <input type="button" value="Generate firmware"/>
1.1.3 2009-03-05, r10946	Past stable version	czeski , angielski	Firmware not generated yet. <input type="button" value="Generate firmware"/>

Pobieramy plik

The screenshot shows the Koukaam website interface. The background displays the 'Device Details: KNR100' and 'Firmware Download' sections, including the same table as in the previous image. A dialog box titled 'Otwieranie IPCorder-KNR-100-9F9F1E-0912-1.2.2-r14190.package' is overlaid on the table. The dialog box contains the following text:

Rozpoczęto pobieranie pliku:
IPCorder-KNR-100-9F9F1E-0912-1.2.2-r14190.package
Typ pliku: plik PACKAGE
Adres: <https://ipcorder.com>

Po zakończeniu pobierania:

- Otwórz za pomocą - Zapisz plik
- Zapamiętaj tę decyzję dla wszystkich plików tego typu

Buttons: OK, Anuluj